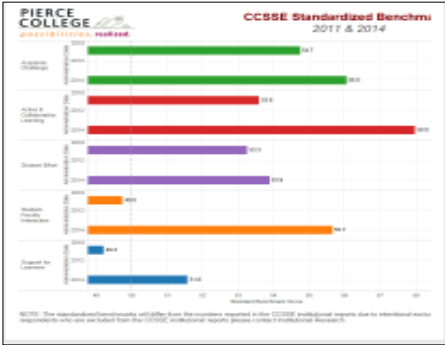

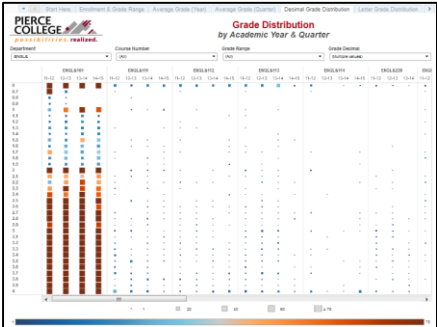


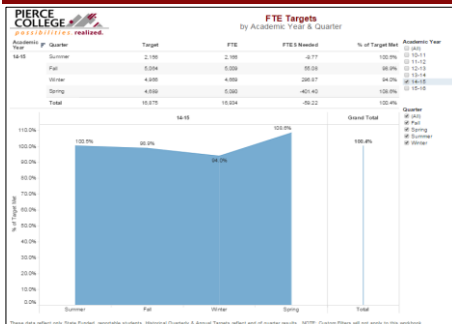
Pierce College Tableau Dashboards

The Office of Institutional Research has developed a variety of dashboards that assist in measuring student success and enrollment. In order to be granted access to these data, a staff or faculty member must complete a training session.

Interested in learning more about these dashboards? Contact Carly Haddon at chaddon@pierce.ctc.edu

Visual	Description
	<p>CCSSE Benchmarks – CCSSE Standardized Benchmark Scores (2011 & 2014) for Academic Challenge, Active & Collaborative Learning, Student Effort, Student/Faculty Interactions, and Support for Learners.</p> <p><i>Selection criteria</i> includes campus, enrollment status, race/ethnicity, gender, first-generation, developmental, credits completed, and age.</p>
	<p>Capacity & Fill Rate – Class capacity and fill rates by Campus and Division</p> <p><i>Selection criteria</i> include Program/Discipline, Time of Day and Instructor Status.</p>
	<p>Course Enrollment & Grade Distribution—Enrollment and grade ranges, annual and quarterly averages, decimal and letter grade (e.g., incomplete, withdraw) distributions.</p> <p><i>Selection criteria</i> include year, quarter, modality, department, course number, placement test, campus/location, instructor status, and instructor name.</p> <p><i>Custom output filters</i> include age, gender, race/ethnicity, enrollment status, family status, first generation, Running Start status, veteran benefits status, placement test status.</p>

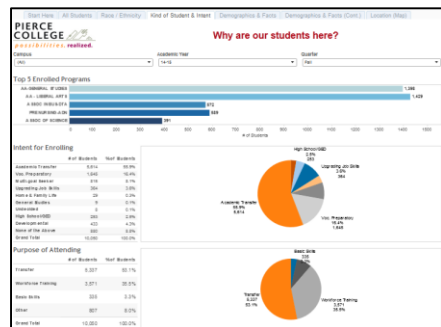
Visual	Description
--------	-------------



FTE & Enrollment Report – FTE targets, comparison, and transactions with headcount and demographics. Comparison and transactions by academic year and quarter. FTE Comparison

FTE comparison selection criteria includes academic year, quarter, funding type (state, contract, self-funded), FTE type (reportable, non-reportable), and site/location.

Custom output filters include admin. unit, department, age, gender, race/ethnicity, enrollment status, family status, first generation, Running Start status, veteran benefits status, pell grant recipient, international, work first, and worker retraining.



Headcount & Demographics—Unduplicated headcounts for students with breakouts for total headcount, race/ethnicity, kind of student (e.g., workforce, academic, basic skills), highest enrolled programs, age, first generation, gender, family status, enrollment status, and veteran benefits status, and a mapping/location function.

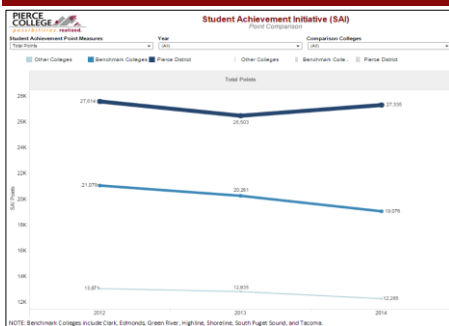
Selection criteria include year, quarter, modality, department, course number, placement test, census race, campus/location, instructor status, and instructor name.



Quarterly Waitlist – Current quarter waitlist by Campus & Division.

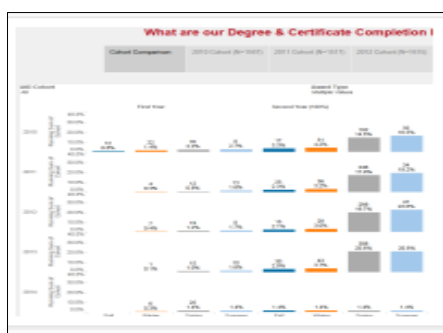
Selection criteria include waitlist status, campus, division, program/discipline, course number, course start time. Running Start status and enrollment status are also available.

Visual	Description
--------	-------------



Student Achievement Initiative (SAI) – SAI point (2012-2015) funding -% share of system, point comparison and trends with benchmark colleges and Washington state CTCs.

Point comparison and trend selection criteria includes student achievement point measures, year, and comparison colleges.



Student Degree & Certificate Completion—Academic awards based on five years (2010-present) of ATD (new, degree-seeking students) fall cohort data. Also, includes distribution of all degrees and certificate completions by program broken out by age, race/ethnicity, family status, gender, first generation, enrolment status, Running Start, and Pell status

Cohort selection criteria include cohort year, completion type (no degree/certificate, associate's degree, certificate, high school completion, workforce & general studies).

Degree by program selection criteria include academic year, cohort year, award type, education program code, degree title.

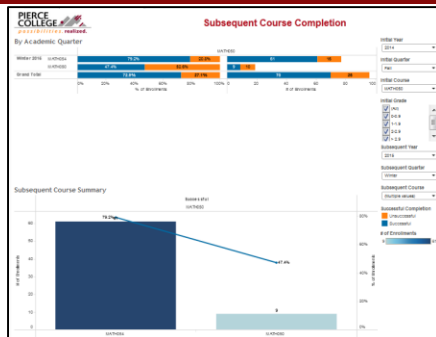


Student Retention—Five years (2010-present) of ATD (new, degree-seeking students) fall cohort data, broken out by annual and quarterly retention rates, age, race/ethnicity, family status, gender, first generation, Running Start, and Pell status.

Cohort selection criteria include cohort year.

Demographic selection criteria include cohort year, selected demographic, and academic quarter.

Visual



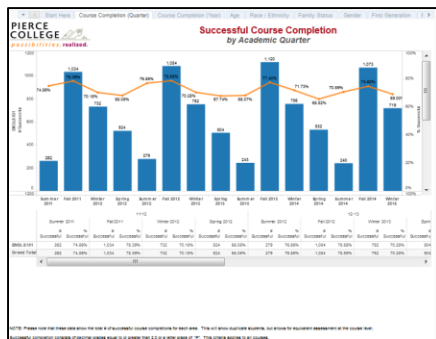
Description

Subsequent Course Completion—For questions about the balance between success rates and maintaining course rigor.

Initial course selection criteria: year, quarter, course, instructor, grade (decimal) quartile, time of day, and modality.

Subsequent course selection criteria: year, quarter, course, campus, time of day, and modality.

Custom output filters include age, gender, race/ethnicity, enrollment status, family status, pell recipient, first generation, running tart status, veteran benefits status, placement test status.



Successful Course Completion—Number and percentage of students successfully completing (2.0 or higher) their classes.

Selection criteria include year and quarter, modality, time of day, department, course number, item number, placement test status, campus/location, instructor status, and instructor name.